



What Ohioans Think About... Changes to Ohio Medicaid

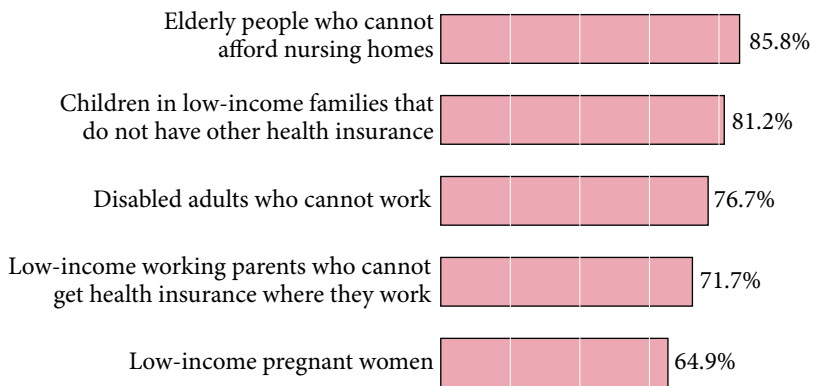
Results from The Health Foundation of Greater Cincinnati's Ohio Health Issues Poll—May 2005

The majority of Ohioans think that the Ohio Medicaid program is important for eligible Ohioans who otherwise wouldn't have health insurance, including the elderly, low-income working parents, and children. In addition, Ohioans oppose reducing the number of low-income working parents who receive Medicaid or the services Medicaid provides in order to pay for the program.

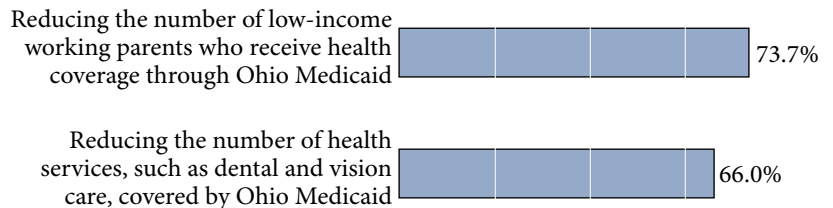
At the same time, Ohioans are willing to find other ways to pay for the Medicaid program, such as increasing taxes on alcohol or tobacco products, increasing the state sales tax by one-half of one percent, or spending less on certain state-funded programs to pay for Medicaid. The top two ways Ohioans would like to see lawmakers choose to pay for Medicaid are increasing cigarette or alcohol taxes and increasing the state sales tax.

Spend less on _____ to pay for Medicaid	Favor	Oppose
State aid to cities and local governments	56.6%	40.5%
State highway programs	53.9%	45.1%
State efforts to improve the environment	50.1%	48.2%
State aid for higher education	38.1%	60.2%
Temporary cash assistance to needy families	33.5%	63.4%
Public security, including police and prisons	28.2%	69.9%
State aid to public schools	18.8%	80.0%

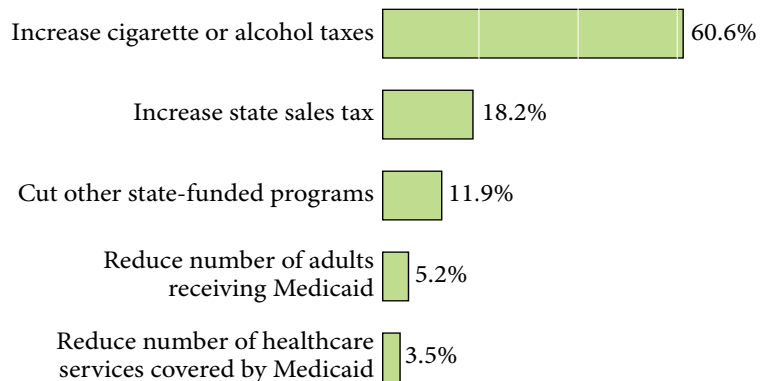
% of Ohioans reporting that it is **very important** for Ohio Medicaid to provide coverage to...



% of Ohioans reporting that they **oppose** the following changes to Medicaid



% of Ohioans reporting what they would **most like** to see Ohio lawmakers choose to address the state of Ohio not being able to afford health coverage for everyone eligible for Ohio Medicaid



These findings are from The Health Foundation of Greater Cincinnati's Ohio Health Issues Poll, part of the Ohio Poll conducted March 21–April 10, 2005, by the Institute for Policy Research at the University of Cincinnati. A random sample of 846 adults from throughout Ohio was interviewed by telephone. In 95 of 100 cases, the statewide estimates will be accurate to $\pm 3.4\%$. In addition to sampling error, there are other sources of variation inherent in public opinion studies, such as non-response, question wording, or context effects that can introduce error or bias. For more information about the Ohio Health Issues Poll, please visit www.healthfoundation.org/ohip